



Date	Revision
30.9.25	1

## Important Information

We recommend that luminaires are installed by a qualified electrician ensuring the installation complies with current IEE wiring regulations BS7671:2018 & local building control.


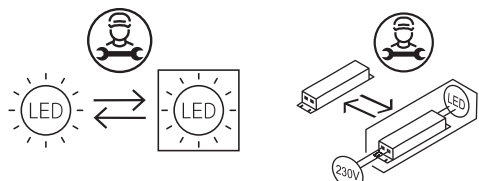
- BELL will not accept responsibility for any claims arising from a poor installation.
- Do not cover with any insulation.
- Internal use only.

This product may contain substances that can be hazardous to the environment if not disposed of properly. Electrical and electronic equipment should never be disposed of with general household waste but must be separated for its correct treatment and recovery.

Where possible recycle your packaging.



This luminaire contains a light source with Energy Rating D

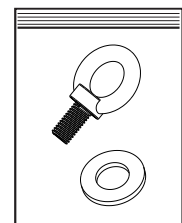
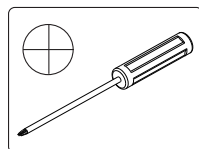


Indoor use only.

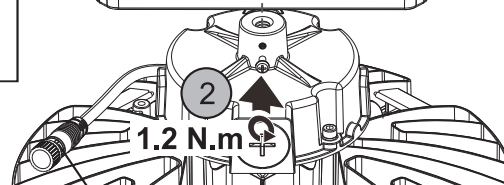
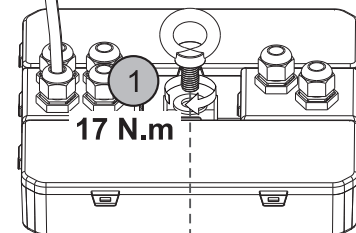
## Installation

### Emergency Converter Mount

**1.** Make sure the screws are tightened

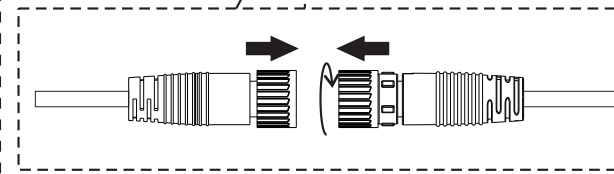
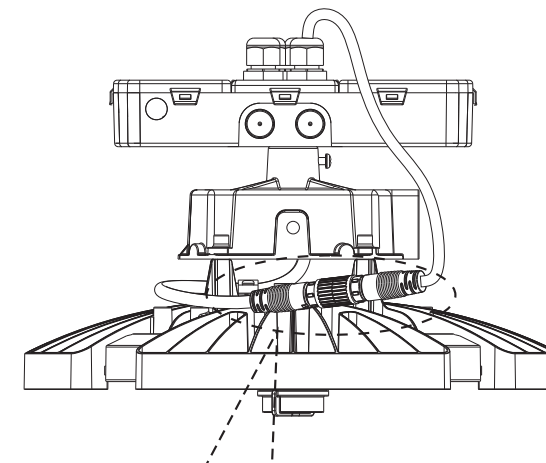


male connector emergency cable



female connector emergency cable

**2.**





**3.** ✖

Recommended Hook Size: Ø6x60mm/ Ø8x80mm

Sensor

1 - 1.2N.m

---

**Loop Mounting**

**1.** ✖ ⚠ Make sure the screws are tightened

17 N.m

**2.** ✖

Recommended Hook Size: Ø6x60mm/ Ø8x80mm

1.2 N.m

Rotatable Lens

---

**Function (please refer to actual model)**

**CCT & Power Selectable**

Warning: please power off the luminaire before adjusting DIP switch.

Power DIP Switch

CCT DIP Switch

**Power & CCT Selectable**

CW: 5000K NW: 4000K WW: 3000K

Power Percentage	200W	150W	100W
A	200W	150W	100W
B	160W	120W	80W
C	120W	90W	60W

\* The tolerance for power is ±10%

Pinch here first, then rotate the lens

W-Wide beam  
M-Medium beam  
N-Narrow beam

Technical Helpline +44 (0)1924 893380

www.bellighting.co.uk

British Electric Lamps Ltd  
BELL House, Foxbridge Way, Normanton Industrial Estate  
Normanton, West Yorkshire. WF6 1TN

T: +44 (0)1924 893380 F: +44 (0)1924 894320 E: sales@bellighting.co.uk

www.bellighting.co.uk



Date	Revision
30.9.25	1

**Ceiling Mount (Unit: mm/inch)**

**1.**

**2.**

**3.**

**4.**

**AC cords**

L	brown	black
N	blue	white
⊕	yellow/green	green

**DIM cords**

Note: color for dim cords subject to the cable label on luminaire

**Warning!** Do not wire dim cord to high voltage, or dim function will fail.

**PC Reflectors (Unit: mm/inch)**

100W/150W

138.5(5.45) height

200W

165(6.50) height

**Aluminum Reflectors (Unit: mm/inch)**

100W

80(3.15) height

150W

100(3.94) height

200W

81(3.19) height

Optional Accessories, Call 01924 893380 for further details

**Please Note**

The ceiling mount unit is an accessory and is not included with the High Bay unit.

Code	Description
11522	Polycarbonate Reflector for 60/80/100W and 90/120/150W
11527	Polycarbonate Reflector for 120/160/200W
11523	Aluminium Reflector for 60/80/100W
11524	Aluminium Reflector for 90/120/150W
11526	Aluminium Reflector for 120/160/200W
11525	Reflector Cover for 60/80/100W, 90/120/150W and 120/160/200W

Code	Description
15190	PIR Sensor
15192	Microwave Sensor
70423	Ceiling Mounting Bracket
09164	Emergency Pack

**Technical Helpline +44 (0)1924 893380**

[www.bellighting.co.uk](http://www.bellighting.co.uk)

**British Electric Lamps Ltd**  
 BELL House, Foxbridge Way, Normanton Industrial Estate  
 Normanton, West Yorkshire. WF6 1TN

T: +44 (0)1924 893380 F: +44 (0)1924 894320 E: [sales@bellighting.co.uk](mailto:sales@bellighting.co.uk)

[www.bellighting.co.uk](http://www.bellighting.co.uk)